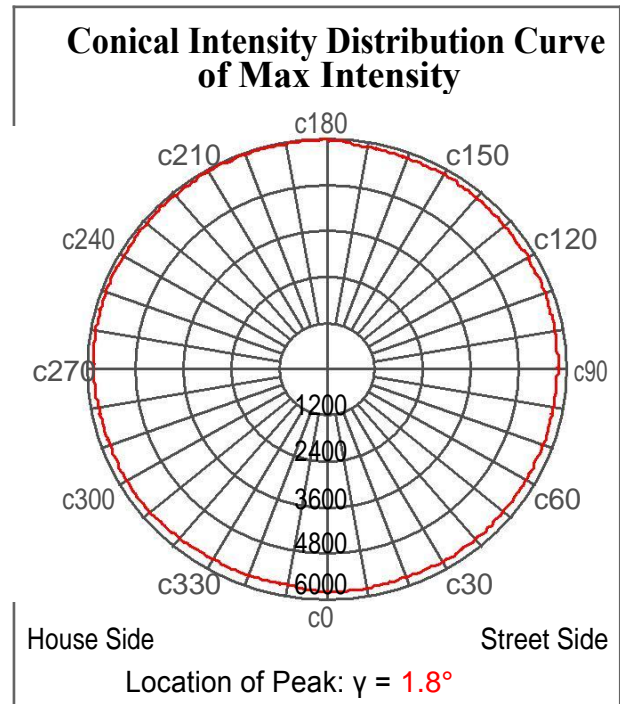
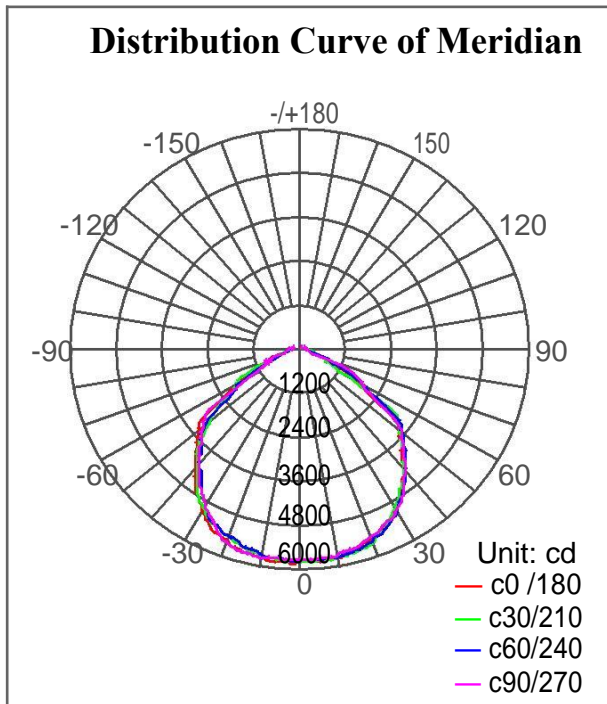


Photometric Data of Lamp

Lamp Description		
Lamp Name: 150w	Lamp Size:	Lamp Weight:
Lamp Type:	Rated Voltage:	Rated Power: 150 W
Light Type:	Light Number:	Rated Flux:
Light Standard:	Light Area:	Light Flux:

Measured Data of Lamp			
Voltage: 226.8 V	Current: 0.707 A	Power: 150.0W	Power Factor: 0.984
Total Flux	16500.00 lm	Central Intensity	5890.77 cd
Lamp Efficiency	0.00%	Light Efficiency	110 lm/W
Peak Intensity	5968.83 cd	Location of Peak(c,y)	(180.0°, 1.8°)
Half-Intensity Angle	104.4°	Beam Angle	129.6°
Upward Light Ratio	0	Downward Light Ratio	100%
Upward Street Side	0	Downward Street Side	7050.69 lm
Upward House Side	0	Downward House Side	6515.22 lm
Flash Area(76°)	0 cm2	Discomfort Glare(SLI)	0

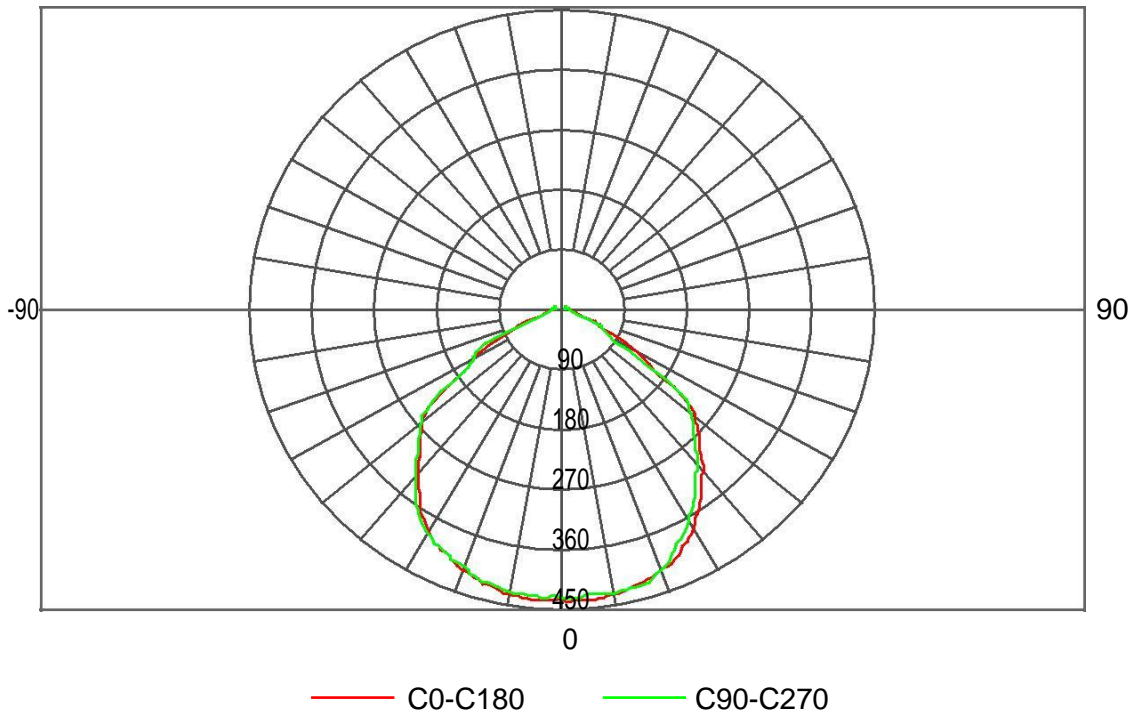


c Range: 0度-360度
 c Interval: 10度
 Test Speed: 快速
 Test Distance: 6.4 m
 Note: notes

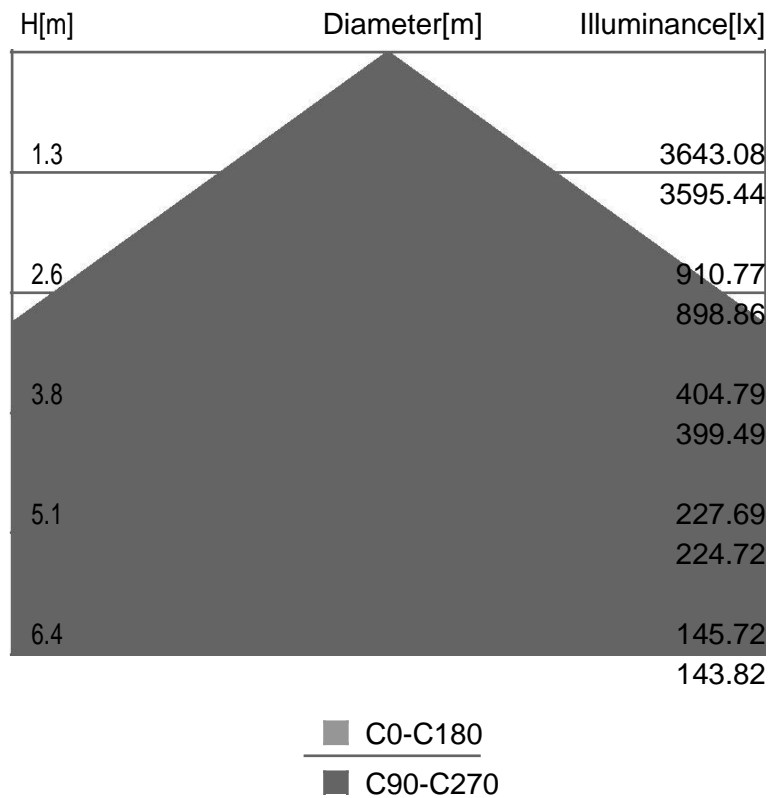
γ Range: 0度-90度
 γ Interval: 0.9度
 Test Date: 2017-05-27
 Test Time: 18-13-09

Temperature:
 Humidity:
 Test No.:
 Tester:

cd/1000 lm Curve

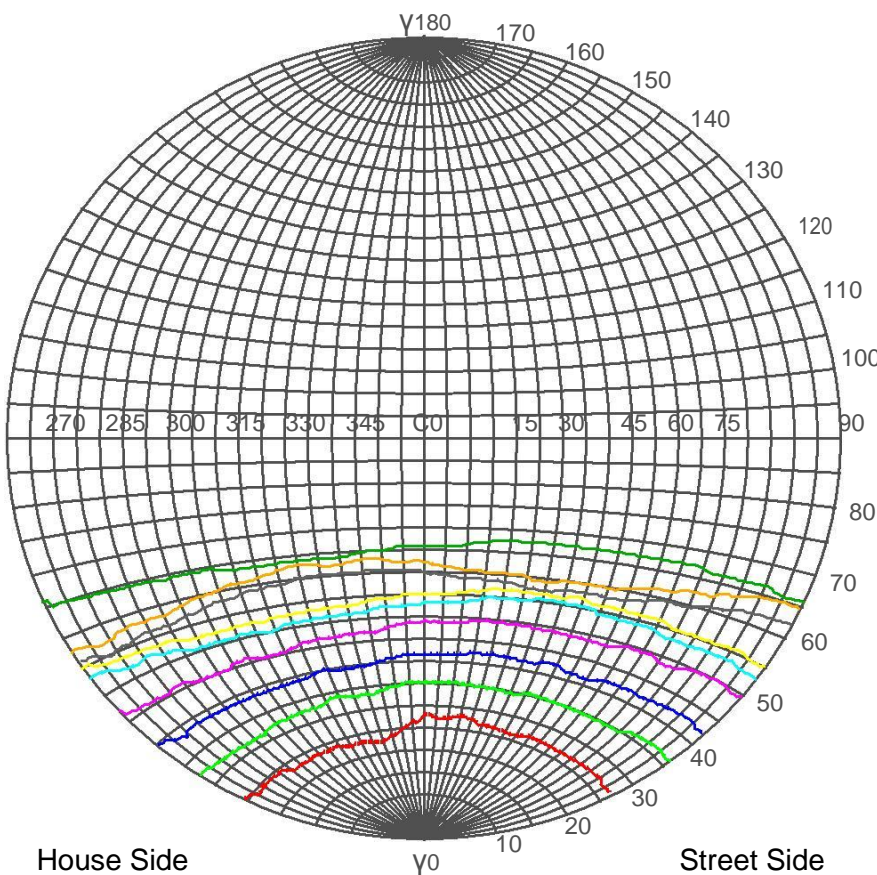


Illumination Cone Curve



Isocandela Curve of Road Lamp (Round Net Curve)

Lamp Description		
Lamp Name: 150w	Lamp Size:	Lamp Weight:
Lamp Type:	Rated Voltage:	Rated Power: 150 W
Light Type:	Light Number:	Rated Flux:
Light Standard:	Light Area:	Light Flux:



Road Lamp Type

CIE: cut-off
 CIE: short-narrow extension
 IES: cut-off
 IES: II-very short
 Max.At80: 10.13cd/klm
 Max.At90: 6.2718cd/klm

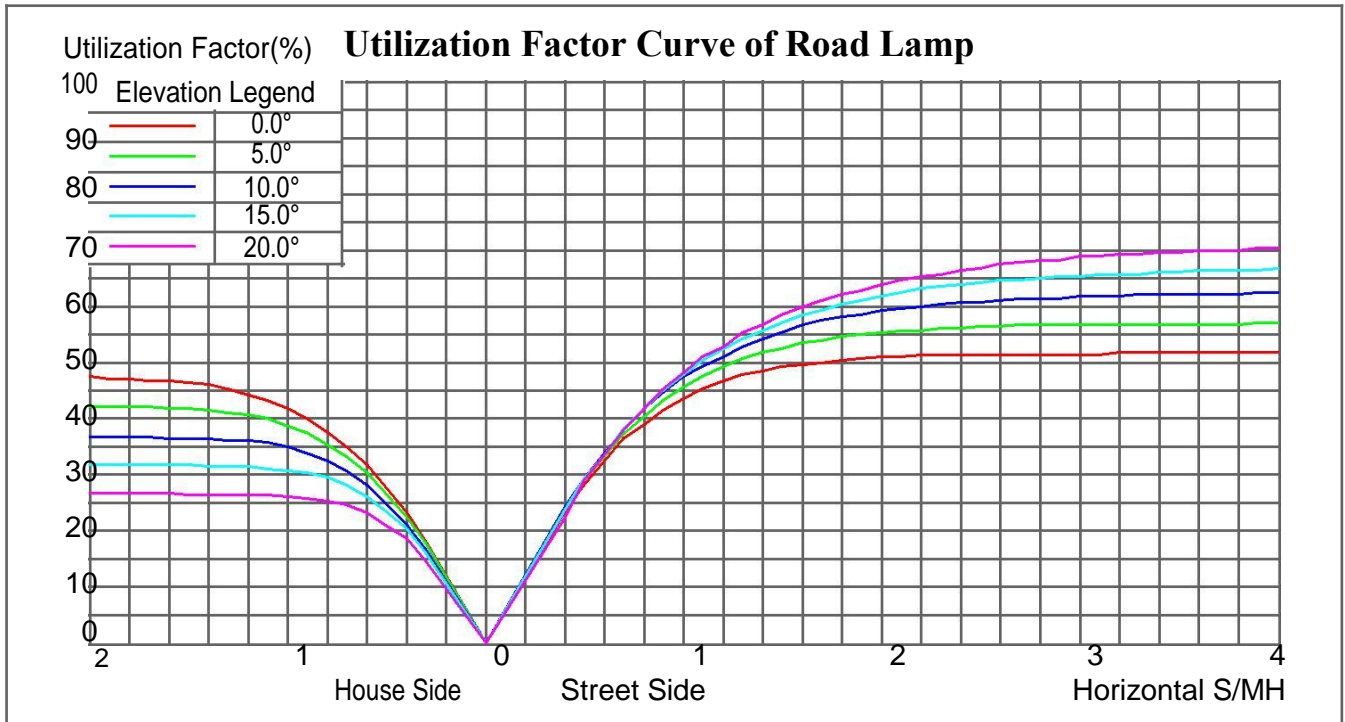
Isocandela Curve(Round Net)	
Intensity Unit	cd
Imax = 100%	5969
— 90%	5372
— 80%	4776
— 70%	4179
— 60%	3582
— 50%	2985
— 40%	2388
— 30%	1791
— 20%	1194
— 10%	597

c Range: 0度-360度
 c Interval: 10度
 Test Speed: 快速
 Test Distance: 6.4 m
 Note: notes

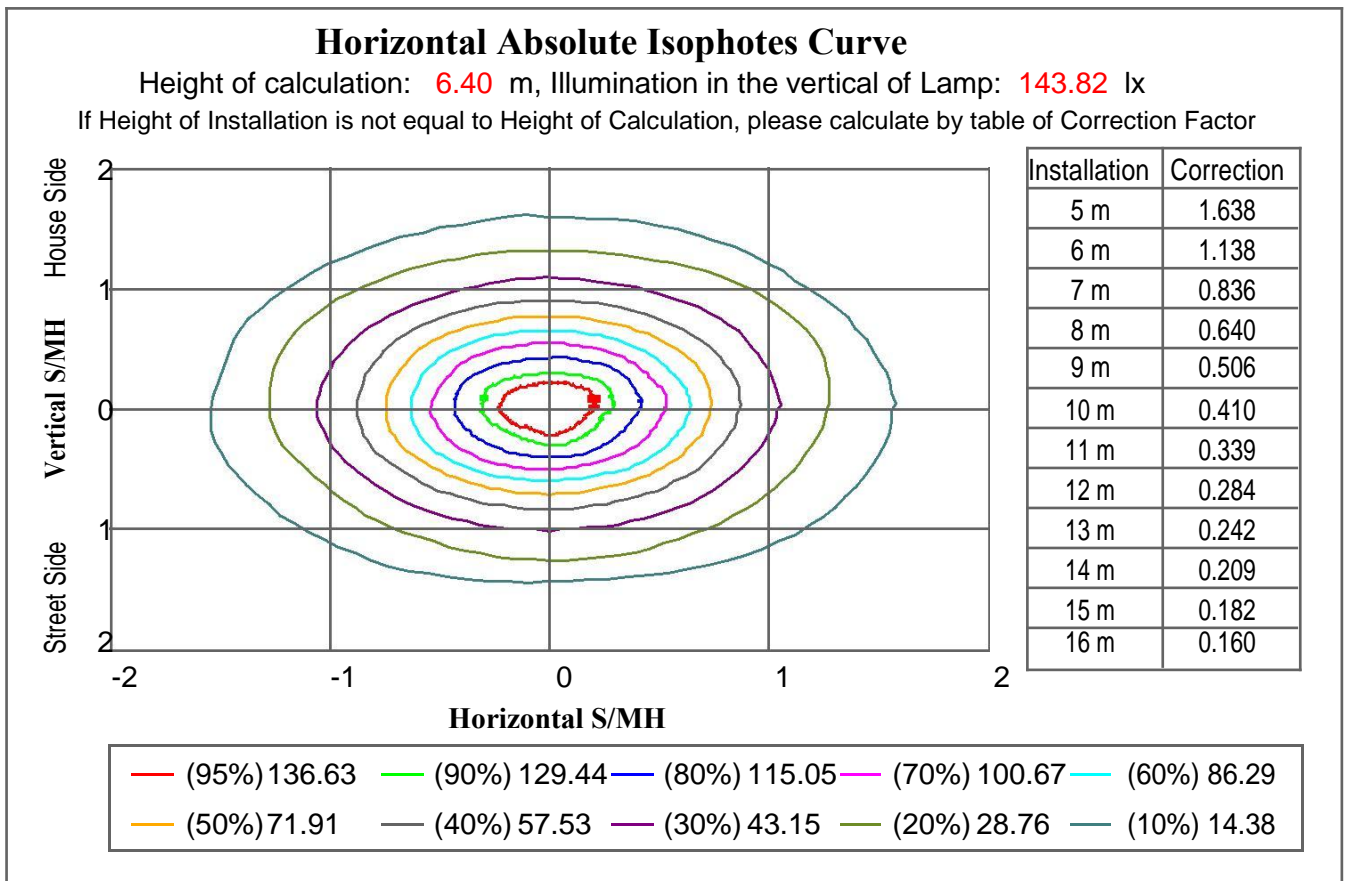
y Range: 0度-90度
 y Interval: 0.9度
 Test Date: 2017-05-27
 Test Time: 18-13-09

Temperature:
 Humidity:
 Test No.:
 Tester:

Lamp Utilization Factor Curve



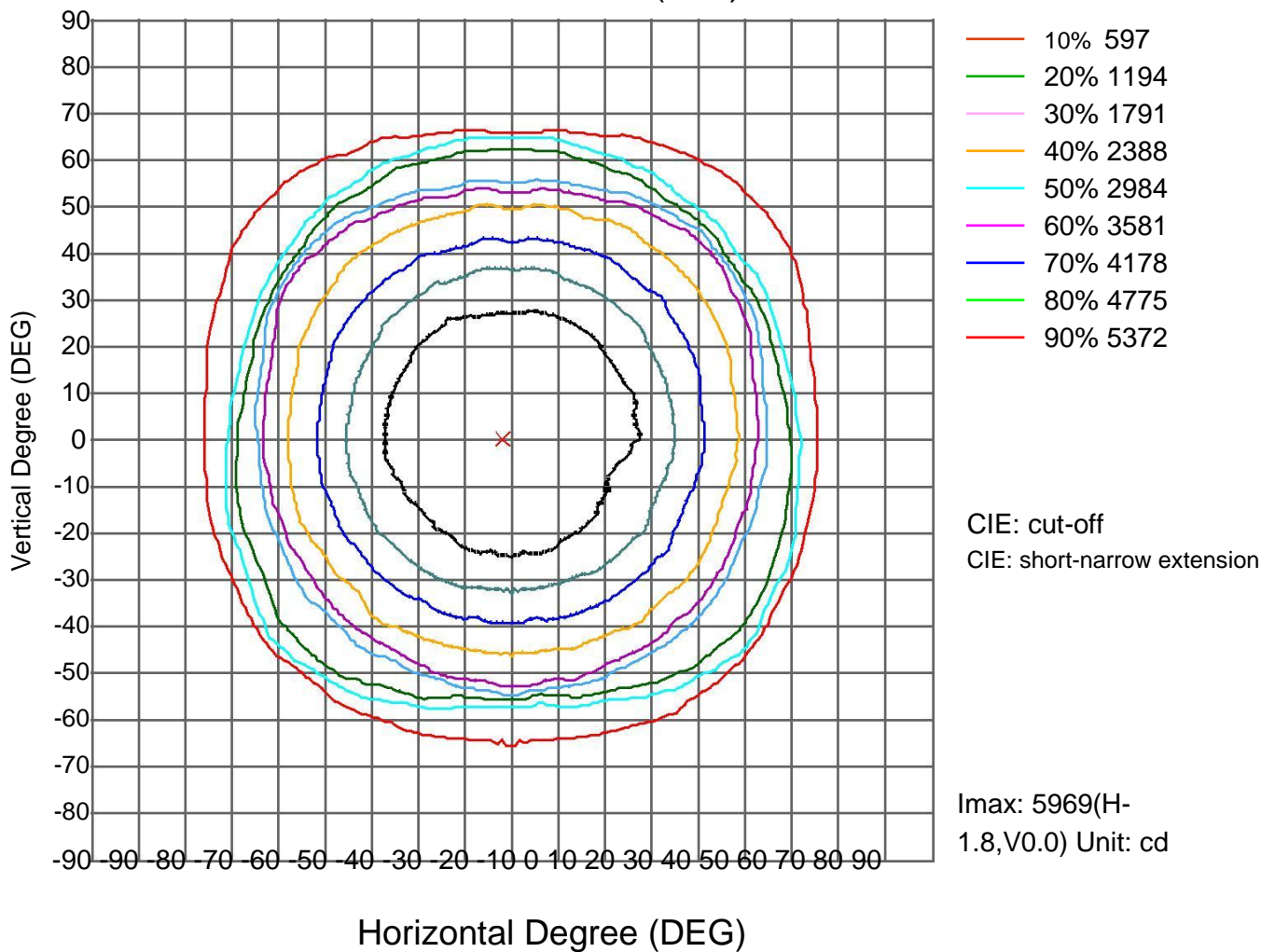
Horizontal Isophotes Curve



Isocandela Curve of Lamp

Lamp Description		
Lamp Name: 150w	Lamp Size:	Lamp Weight:
Lamp Type:	Rated Voltage:	Rated Power: 150 W
Light Type:	Light Number:	Rated Flux:
Light Standard:	Light Area:	Light Flux:

Isocandela Curve(CIE)



c Range: 0度-360度
 c Interval: 10度
 Test Speed: 快速
 Test Distance: 6.4 m
 Note: notes

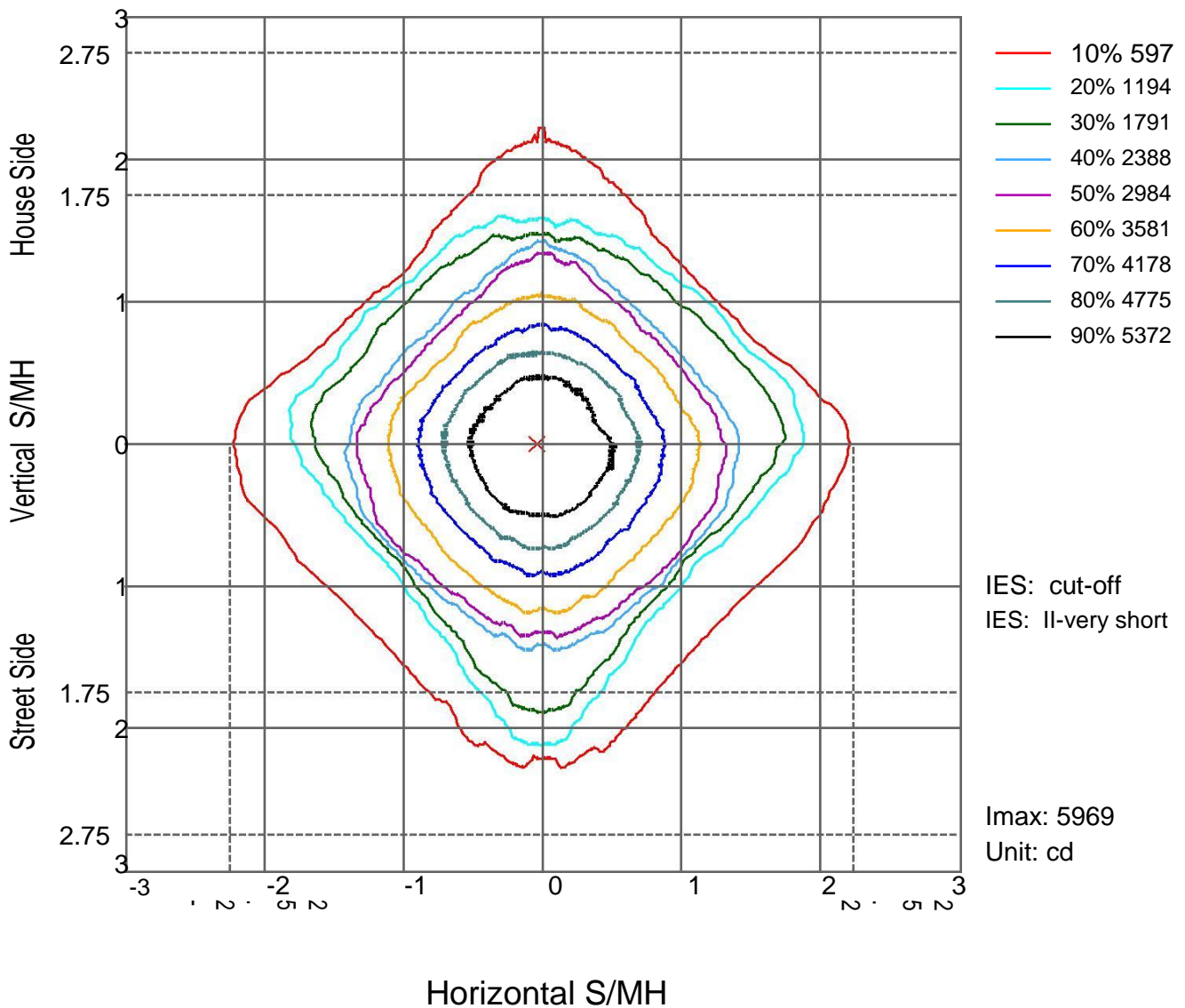
γ Range: 0度-90度
 γ Interval: 0.9度
 Test Date: 2017-05-27
 Test Time: 18-13-09

Temperature:
 Humidity:
 Test No.:
 Tester:

Isocandela Curve of Lamp

Lamp Description		
Lamp Name: 150w	Lamp Size:	Lamp Weight:
Lamp Type:	Rated Voltage:	Rated Power: 150 W
Light Type:	Light Number:	Rated Flux:
Light Standard:	Light Area:	Light Flux:

Isocandela Curve(IES)



c Range: 0度-360度
 c Interval: 10度
 Test Speed: 快速
 Test Distance: 6.4 m
 Note: notes

γ Range: 0度-90度
 γ Interval: 0.9度
 Test Date: 2017-05-27
 Test Time: 18-13-09

Temperature:
 Humidity:
 Test No.:
 Tester:

