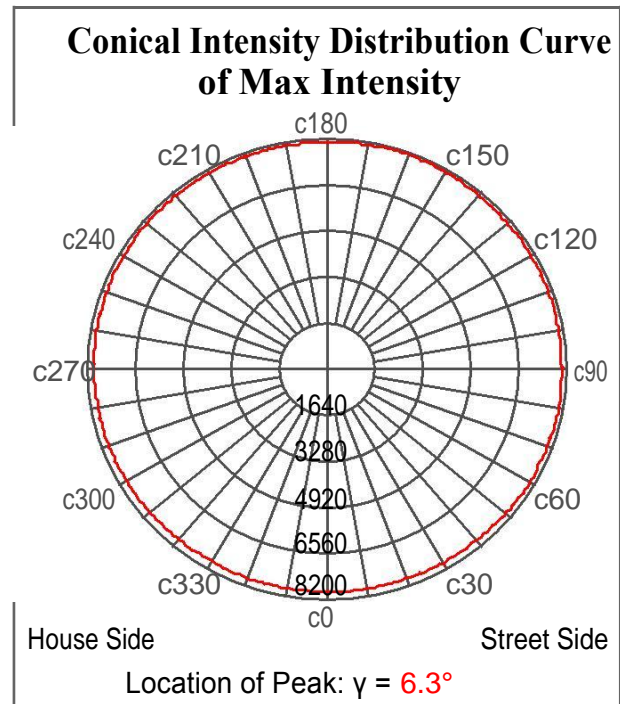
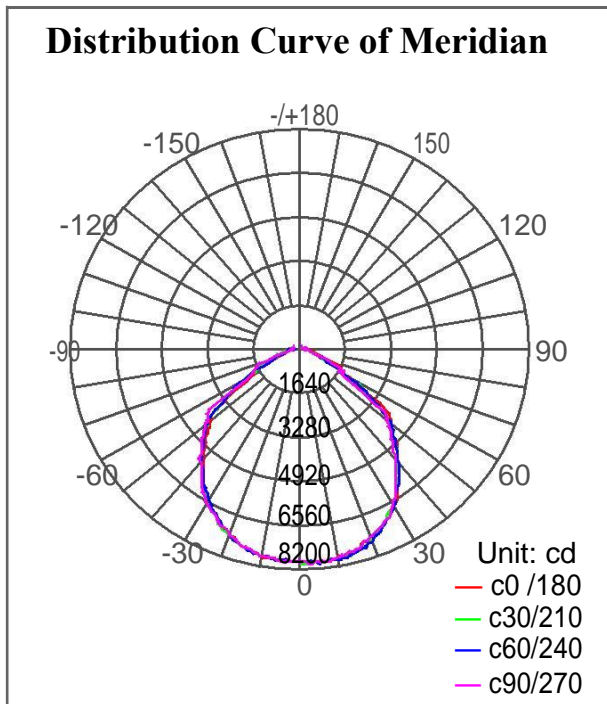


## Photometric Data of Lamp

Lamp Description		
Lamp Name: 200w	Lamp Size:	Lamp Weight:
Lamp Type:	Rated Voltage:	Rated Power: 200 W
Light Type:	Light Number:	Rated Flux:
Light Standard:	Light Area:	Light Flux:

Measured Data of Lamp			
Voltage: 219.9 V	Current: 0.942 A	Power: 200,0 W	Power Factor: 0.983
Total Flux	22000.00 lm	Central Intensity	8082.28 cd
Lamp Efficiency	0.00%	Light Efficiency	110 lm/W
Peak Intensity	8167.88 cd	Location of Peak(c,y)	(80.0°, 6.3°)
Half-Intensity Angle	101.7°	Beam Angle	127.8°
Upward Light Ratio	0	Downward Light Ratio	100%
Upward Street Side	0	Downward Street Side	8709.25 lm
Upward House Side	0	Downward House Side	8784.56 lm
Flash Area(76°)	0 cm <sup>2</sup>	Discomfort Glare(SLI)	0

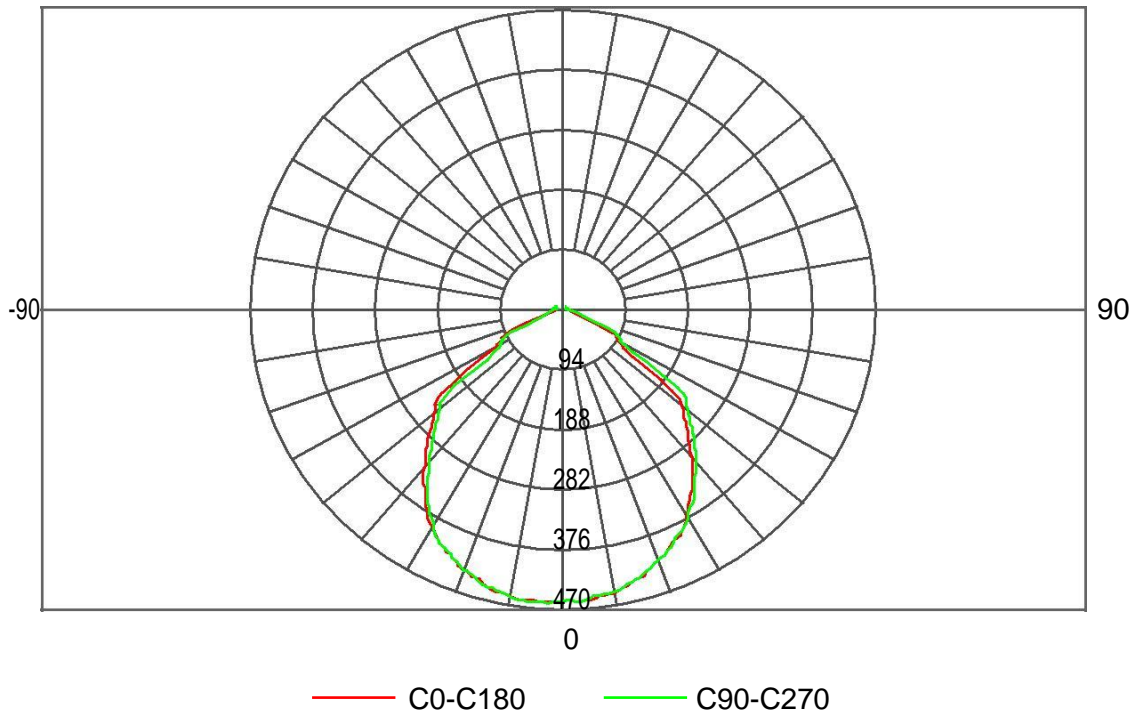


c Range: 0度-360度  
 c Interval: 10度  
 Test Speed: 快速  
 Test Distance: 6.4 m  
 Note: notes

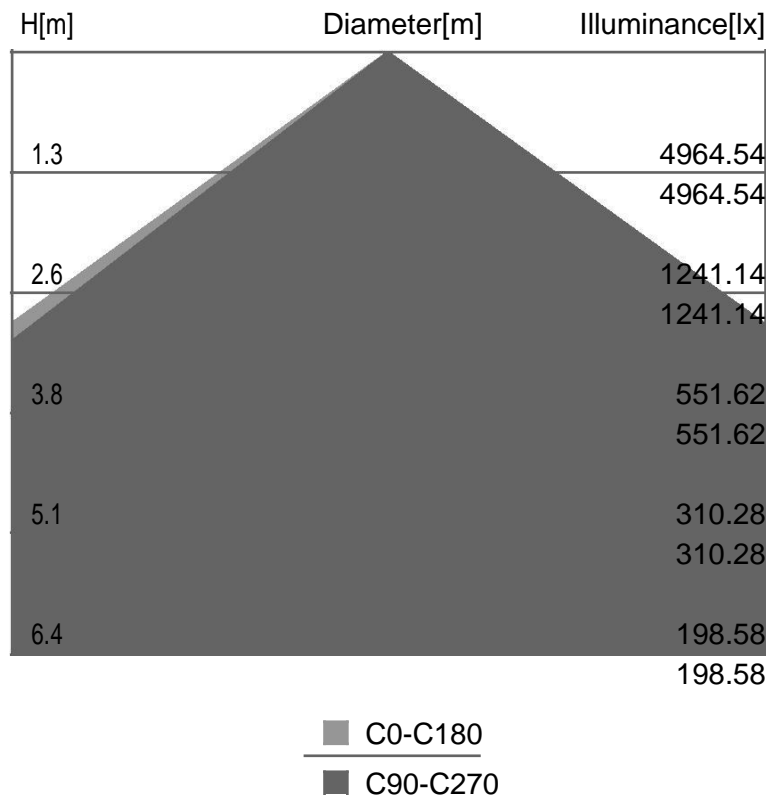
$\gamma$  Range: 0度-90度  
 $\gamma$  Interval: 0.9度  
 Test Date: 2016-05-27  
 Test Time: 17-52-39

Temperature:  
 Humidity:  
 Test No.:  
 Tester:

### cd/1000 lm Curve

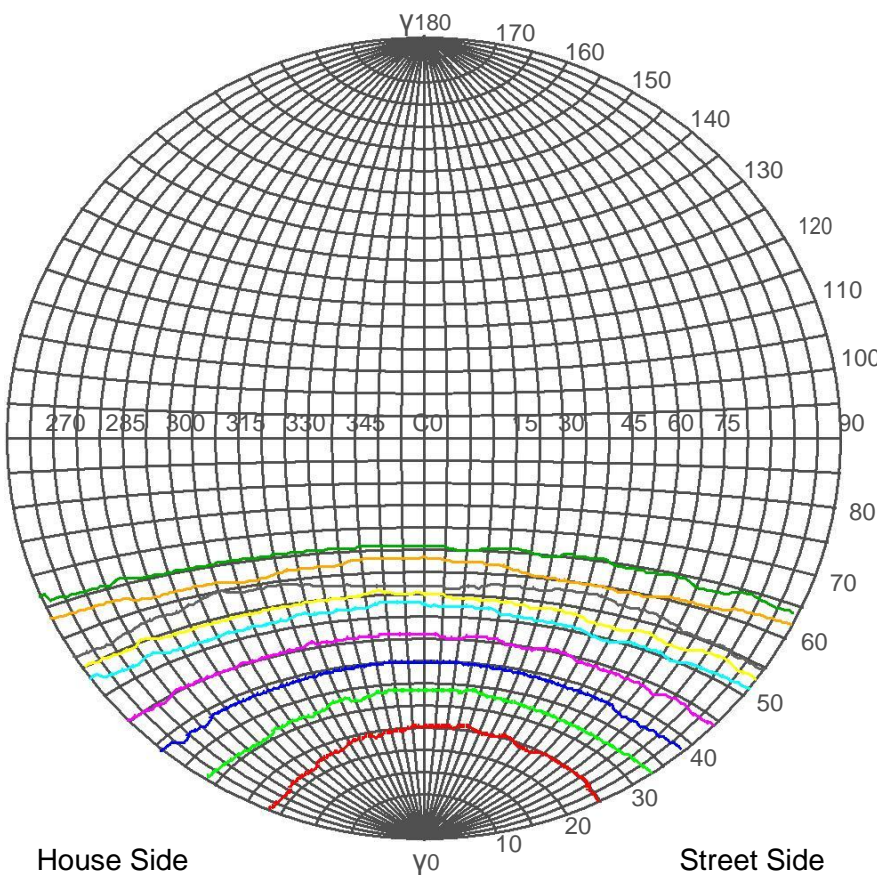


### Illumination Cone Curve



## Isocandela Curve of Road Lamp (Round Net Curve)

Lamp Description		
Lamp Name: 200w	Lamp Size:	Lamp Weight:
Lamp Type:	Rated Voltage:	Rated Power: 200 W
Light Type:	Light Number:	Rated Flux:
Light Standard:	Light Area:	Light Flux:



### Road Lamp Type

CIE: cut-off  
 CIE: short-narrow extension  
 IES: cut-off  
 IES: II-very short  
 Max.At80: 8.88cd/klm  
 Max.At90: 5.6451cd/klm

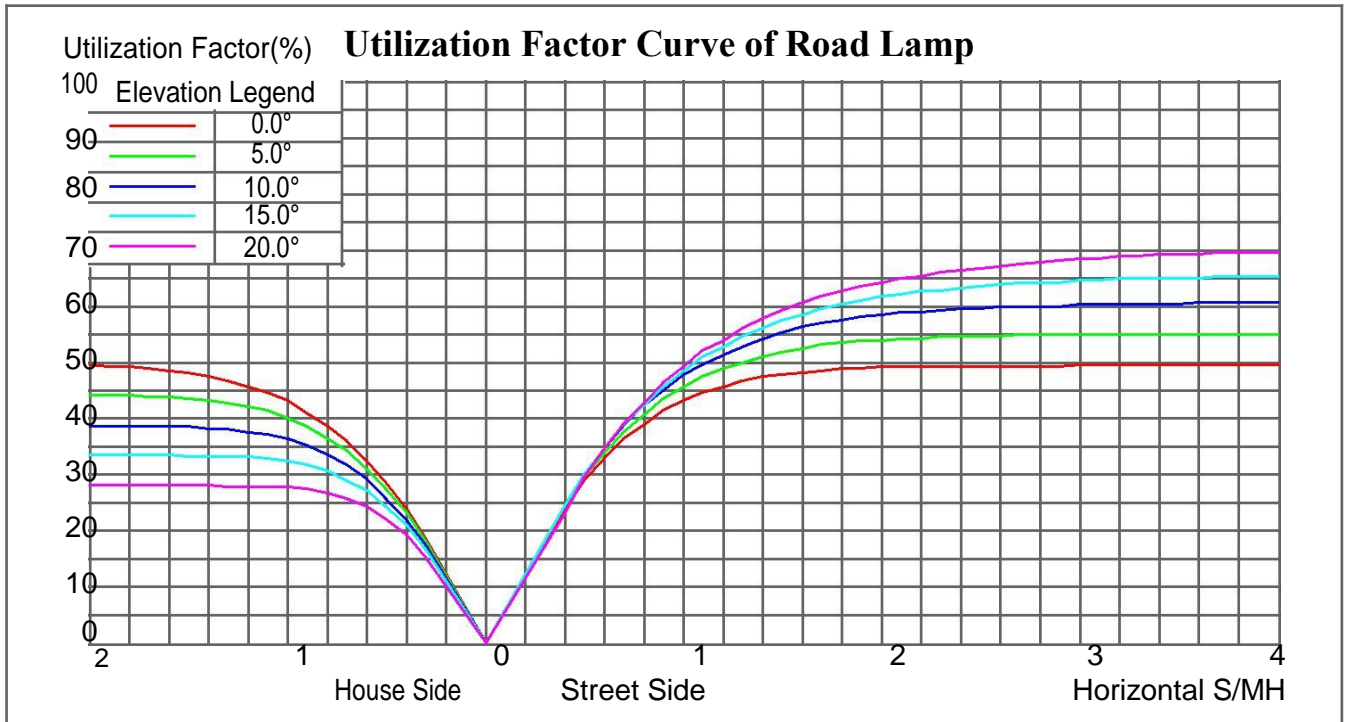
Isocandela Curve(Round Net)	
Intensity Unit	cd
Imax = 100%	8168
— 90%	7352
— 80%	6535
— 70%	5718
— 60%	4901
— 50%	4084
— 40%	3268
— 30%	2451
— 20%	1634
— 10%	817

c Range: 0度-360度  
 c Interval: 10度  
 Test Speed: 快速  
 Test Distance: 6.4 m  
 Note: notes

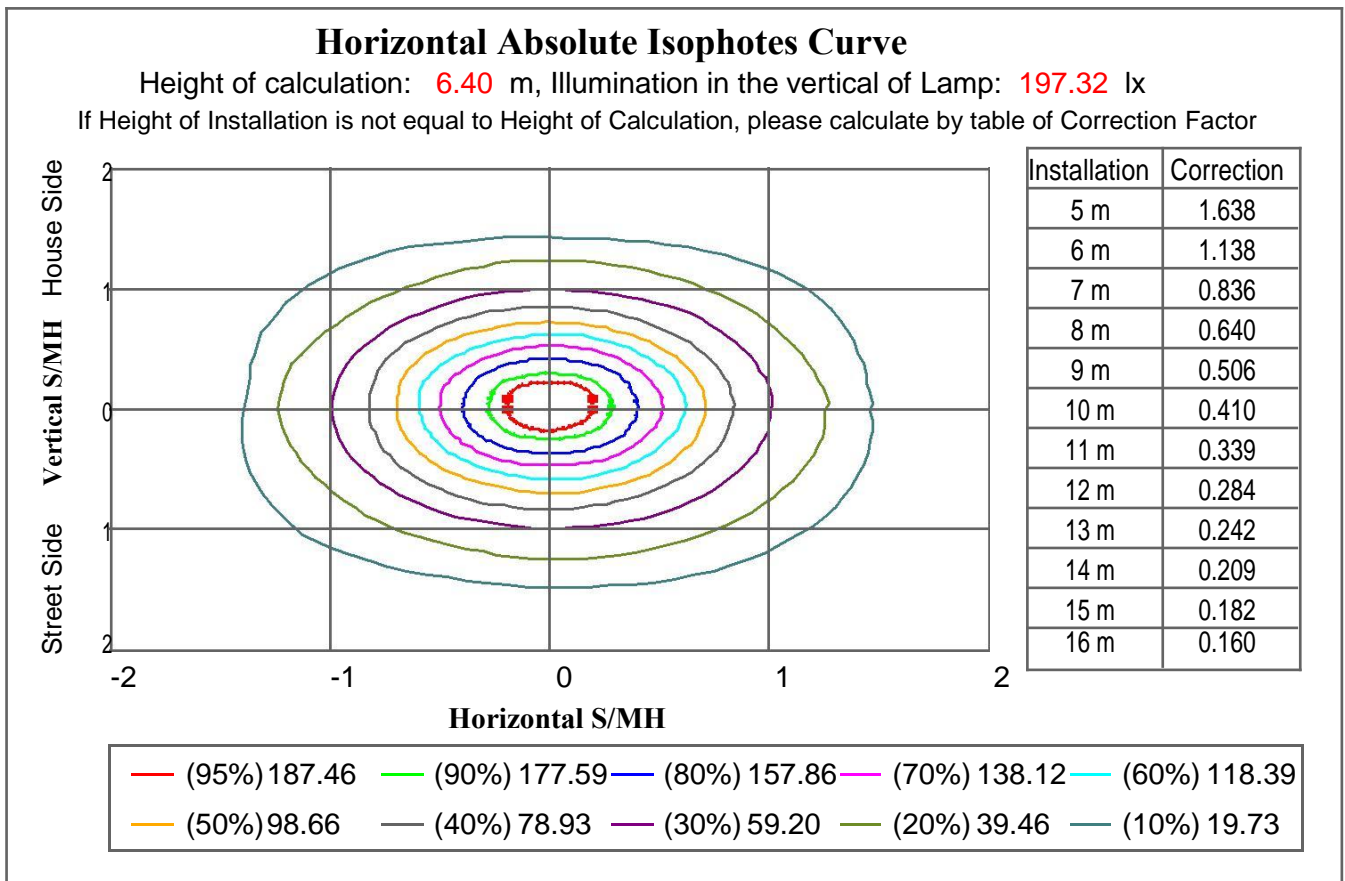
y Range: 0度-90度  
 y Interval: 0.9度  
 Test Date: 2017-05-27  
 Test Time: 17-52-39

Temperature:  
 Humidity:  
 Test No.:  
 Tester:

## Lamp Utilization Factor Curve



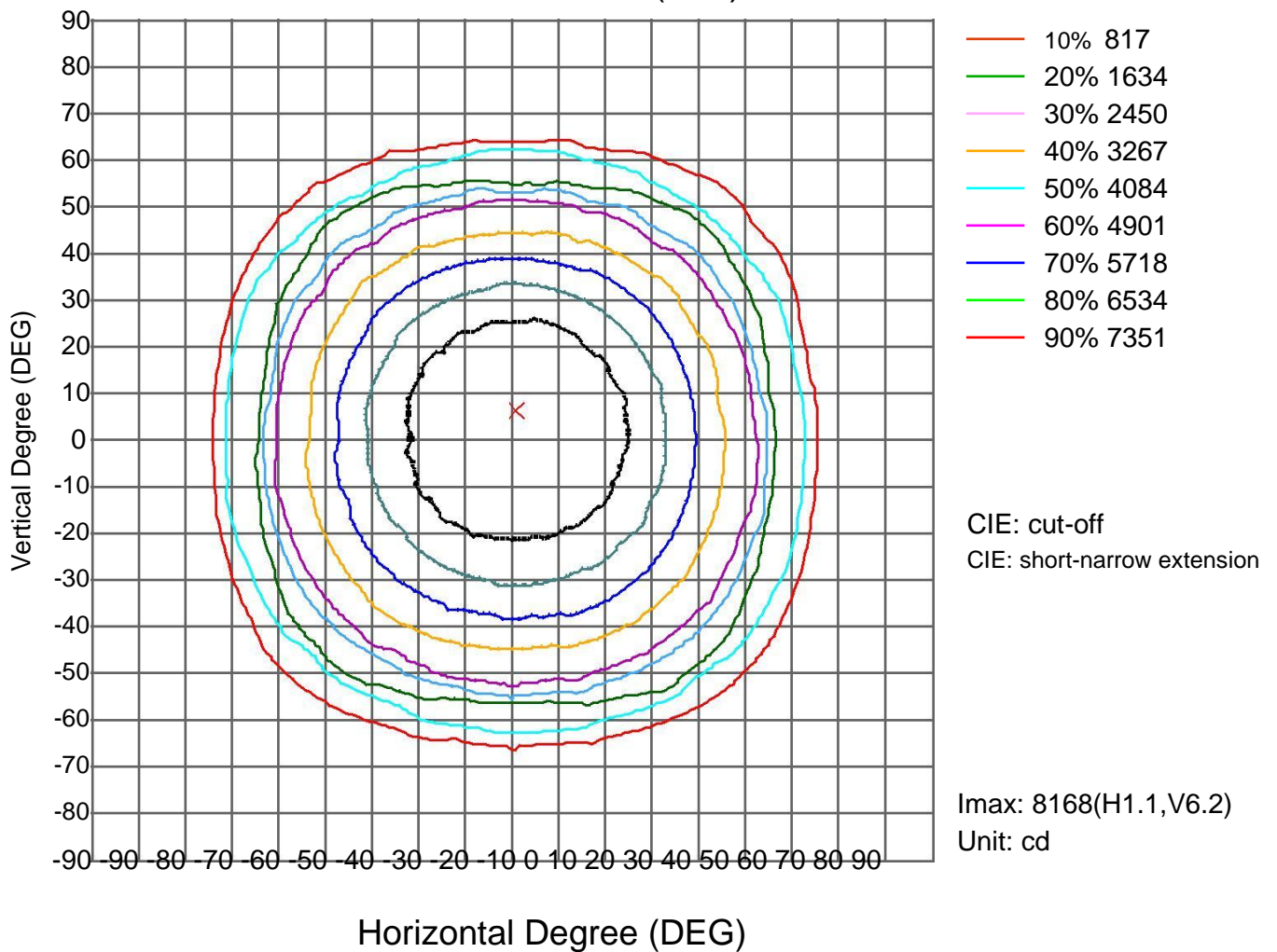
## Horizontal Isophotes Curve



## Isocandela Curve of Lamp

Lamp Description		
Lamp Name: 200w	Lamp Size:	Lamp Weight:
Lamp Type:	Rated Voltage:	Rated Power: 200 W
Light Type:	Light Number:	Rated Flux:
Light Standard:	Light Area:	Light Flux:

### Isocandela Curve(CIE)



c Range: 0度-360度  
 c Interval: 10度  
 Test Speed: 快速  
 Test Distance: 6.4 m  
 Note: notes

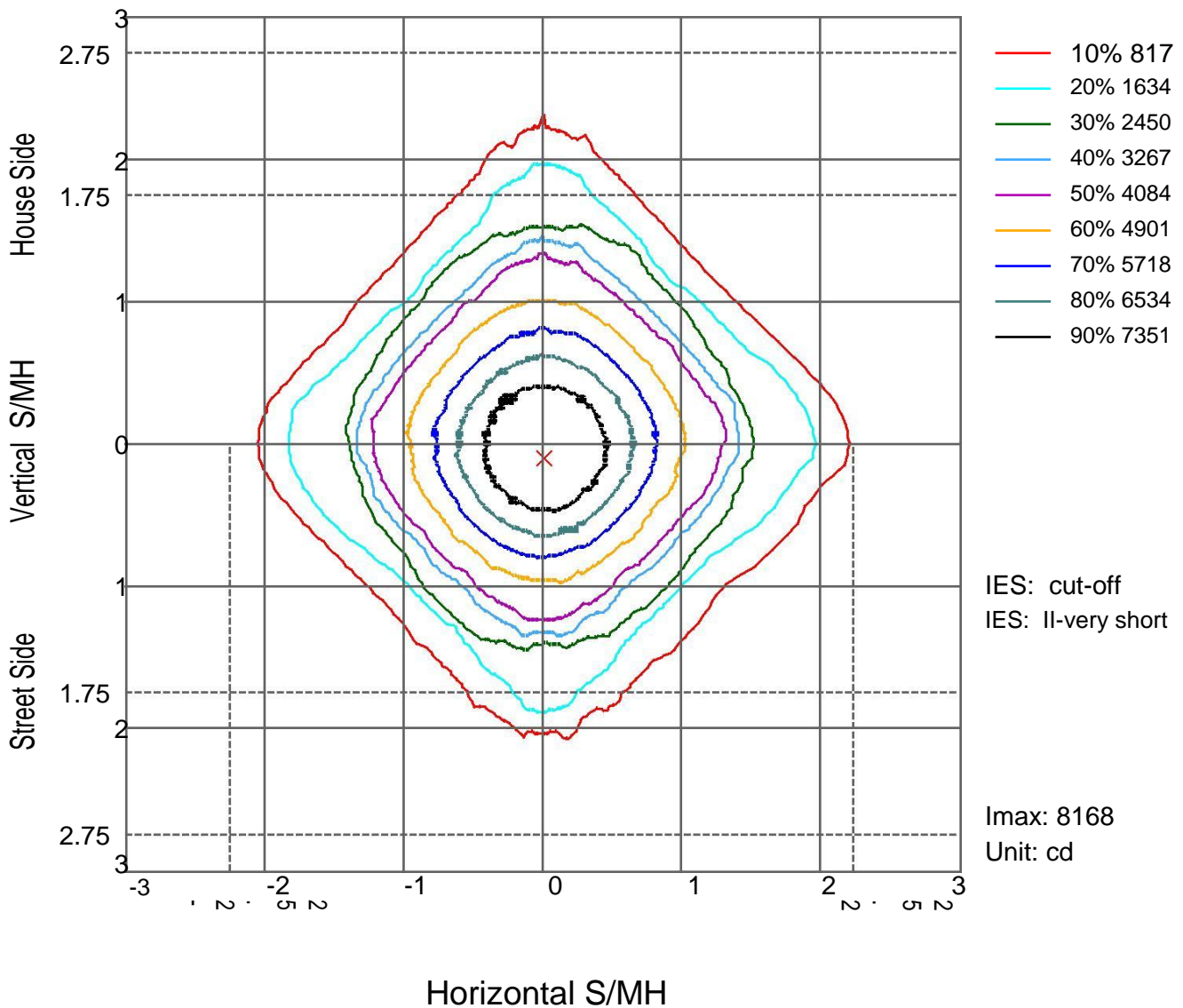
γ Range: 0度-90度  
 γ Interval: 0.9度  
 Test Date: 2017-05-27  
 Test Time: 17-52-39

Temperature:  
 Humidity:  
 Test No.:  
 Tester:

## Isocandela Curve of Lamp

Lamp Description		
Lamp Name: 200w	Lamp Size:	Lamp Weight:
Lamp Type:	Rated Voltage:	Rated Power: 200 W
Light Type:	Light Number:	Rated Flux:
Light Standard:	Light Area:	Light Flux:

### Isocandela Curve(IES)



c Range: 0度-360度  
 c Interval: 10度  
 Test Speed: 快速  
 Test Distance: 6.4 m  
 Note: notes

γ Range: 0度-90度  
 γ Interval: 0.9度  
 Test Date: 2017-05-27  
 Test Time: 17-52-39

Temperature:  
 Humidity:  
 Test No.:  
 Tester:

